

Kia Sonet

Begin your SUV life.



Your journey begins.

Be inspired by the all-new Kia Sonet compact SUV. Start with its refined and dynamic appearance. Add a stylish, connected and spacious cabin. Enjoy simple controls and forward-thinking technology. The compact and classy Sonet means journeys full of possibility and discovery.



Start with style.

Along with its cross-over capabilities, the new Sonet features sporty SUV contours and trim elements. A versatile rear hatch makes every journey a breeze. Stylish but fun, functional but future forward.



Striking headlights

The alluring shape of the Sonet's front grill and light housings is inspired by the eyes and nose of a tiger.



Sporty, sturdy profile

The sturdy C-pillars behind the rear doors feature sporty trim accents that highlight the shapes of the tailgate and rear side windows.



Stylish rear light clusters

Rear tail light clusters feature iconic Heartbeat graphics. They emphasize design continuity with the front headlamps.

Diamond-cut 16-inch alloy wheels*

Alloy wheels with smooth, angled silver spoke elements give the impression of motion, even when standing still.



Images may show features not available in South Africa and is included for illustrative purposes. Specification varies by model. Please consult your Kia dealership to confirm all specification.
*EX and EX+ only.



Get comfortable. Stay connected.

Begin every journey from a commanding height, with plenty of room to stretch. Enjoy refreshingly simple connectivity to help you stay informed and entertained. Get moving with sufficient comfort and technology to keep your mind at ease.



8-inch touch screen infotainment

In addition to its easy touch controls for the audio system, the 8-inch audio display can show the screen image of a paired, compatible mobile phone by wireless phone projection using the Android Auto and Apple Carplay apps.



Rear View Monitor (RVM)

When the transmission is in reverse, the 8-inch audio display shows the area behind the Sonet, with parking guidelines superimposed on the video image.



4.2-inch mono TFT LCD screen*

A full-colour instrument cluster keeps you abreast of what's going on under the hood.

Precision-enhanced simplicity.

A well-matched drivetrain offers reliable and invigorating performance and handling around town. Safety and performance are integrated better than ever before thanks to computational power and a new platform design.




6 airbags & remarkable rigidity*

The Sonet offers the protection of a 6-airbag SRS system. High strength steel is applied throughout to improve rigidity, redirect impact forces, and protect the cabin and its occupants.



Hill-start Assist Control (HAC)

When you are stopped on an incline, HAC momentarily holds the brake as you move your foot to the accelerator, so you can make a safe, smooth start.



Parking Distance Warning (PDW)

With ultrasonic sensors mounted on the rear bumpers, PDW warns of any obstacles when you maneuver into tight spaces.



7-speed DCT, CVT and 6-speed MT

The turbo EX and EX+ model offers faster shifting with a 7-speed dual-clutch transmission, while LX and EX models offer a CVT automatic transmission and 6-speed manual transmission.



Begin exploring.

Inspiring journeys lead to new horizons.
Set off on your own expedition,
or always be prepared for one.



392ℓ cargo capacity



Bluetooth with voice recognition



Rear bumper and skid plate



Ventilation for 2nd row passengers



Roof rail

Images may show features not available in South Africa and is included for illustrative purposes. Specification varies by model. Please consult your Kia dealership to confirm all specification.

Interior Trim.

Stylish all-black interior



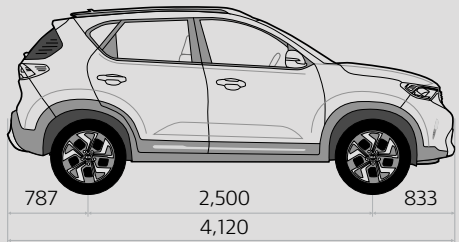
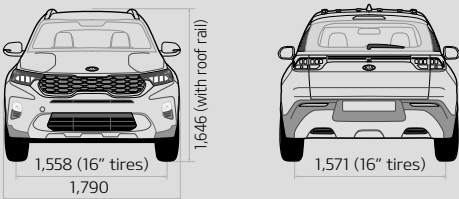
Black artificial leather



Black cloth

Dimensions (mm)

16-inch tire based			
Overall length	4,120	Overhang (front)	833
Overall width	1,790	Overhang (rear)	787
Overall height	1,646	Wheel tread (front)	1,558
Wheelbase	2,500	Wheel tread (rear)	1,571



Exterior Colours.

One-tone Body Colours



Metallic Glacier White Pearl



Metallic Steel Silver



Metallic Gravity Gray



Metallic Aurora Black Pearl



Metallic Intense Red



Imperial Blue

Two-tone Body Colours



Glacier White Pearl with Black Roof



Intense Red with Black Roof



Gravity Gray with White Roof

Wheels



15" Steel Wheel Cover



16" Alloy Wheel

STANDARD SPECIFICATIONS				
SONET	1.5		1.0T	
TRIM	LX	EX	EX	EX+
DRIVE TYPE	2WD			
TRANSMISSION	6-Speed Manual & CVT		7-Speed DCT	
DIMENSIONS				
Overall Dimensions (length x width x height) (mm)	4,120 x 1,790 x 1,631 (1,646 with Roof Rack)			
Wheelbase (mm)	2,500			
Overhang (front/rear) (mm)	833 / 787			
Minimum Ground clearance (mm)	190			
Wheel tread (front/rear) (mm)	(1,576/1,589)	(1,558/1,571)	(1,558/1,571)	(1,558/1,571)
TECHNICAL SPECIFICATIONS				
Engine Type	Gamma 1.5 MPI		Kappa 1.0 T-Gdi	
Displacement (cc)	1 497		998	
Valve system	16-Valve MLA		12-Valve MLA	
Maximum Power (kW/ r/min)	85 @ 6,300		88 @ 6,000	
Maximum Torque (Nm/r/min)	144 / 4,500		172 / 1,500-4,000	
Compression ratio	10.5		16	
Bore x stroke (mm)	75,6 x 83,4		71 x 84	
Fuel Injection System	Duel Port Fuel Injection (DPFI)		Gasoline Direct Injection (GDI)	
Fuel Type	Petrol		Turbo Petrol	
PERFORMANCE				
Acceleration (0-100km/h)	11,3 (MT) / 11,8 (CVT)		11.3	
Maximum Speed (km/h)	170		185	
CO2 emissions (g/km) - Combined Cycle (MT/AT)	160 (MT) / 163 (CVT)		137	
CAPACITIES				
Curb Weight (max kg) 2WD	1,145 (MT) / 1,170 (CVT)		1,170	
Gross Vehicle Mass (GVM) (kg) 2WD	1,550 -1,580		1,580	
Tow mass (kg) - Braked / Unbraked	1,100 / 500		N/A	
Tow mass (kg) - Braked / Unbraked - CVT or DCT Transmission	800 / 500			
Fuel Tank Capacity (l)	45			
Cargo space (l) (VDA 1st/3rd row)	392			
Cargo Opening (mm)	735/1,080/630			
STEERING				
Type	Motor-driven Power Steering			
Minimum Turning Radius (m)	5.3			
BRAKES				
Front brakes	Disc (280 mm)			
Rear brakes	Drum (203 mm)			
SUSPENSION				
Front	Macpherson Strut Type			
Rear	Coupled Torsion Beam			
SAFETY, SECURITY & DRIVER ASSISTANCE SYSTEMS				
ABS (Anti-Lock Braking System)	X	X	X	X
Airbags (Driver, Passenger)	X	X	X	-
Airbags (Driver, Passenger, Side and Curtain)	-	-	-	X
Central Locking with Immobiliser	X	X	X	X
Data Dot	X	X	X	X
Electronic Brake-Force Distribution (EBD)	X	X	X	X
Electric Stability Control (ESC)	X	X	X	X
Hill-Start Assist Control (HAC)	X	X	X	X
ISOFIX (Child Anchors)	X	X	X	X
Parking Assist Sensors (PDC)	-	Rear Only	Rear Only	Rear Only
Rearview Camera	X	X	X	X
Rheostat	X	X	X	X
WHEELS & TYRES				
Wheels	15"	16"		
Tyres	195/65R15 (Steel)	215/60R16 (Alloy)		
Spare wheel - Full Size Alloy	195/65 R15			
WARRANTY & SERVICE ROADSIDE ASSISTANCE				
Warranty	5-year / Unlimited Kilometre			
Maintenance Plan	4-year / 60 000km			
Roadside Assistance	5-year / Unlimited Kilometre			

STANDARD SPECIFICATIONS				
SONET	1.5		1.0T	
TRIM	LX	EX	EX	EX+
DRIVE TYPE	2WD			
TRANSMISSION	6-Speed Manual & CVT		7-Speed DCT	
FEATURES				
Manual Air-Conditioner	X	X	X	-
Auto Light Control (with Escort and Welcome Home function)	X	X	X	X
Driver Height Adjustment	X	X	X	X
Rear Armrest with Cup Holders	X	X	X	X
Room Lamp	X	X	X	X
Bluetooth with Voice Recognition	X	X	X	X
Steering Wheel Remote Controls	X	X	X	X
Combination Cloth/Artificial Leather Seats	X	X	X	-
Electric Mirror Adjustment	X	X	X	X
Front Vanity Mirrors	X	X	X	X
Electric windows (Front & Rear)	X	X	X	X
8-Inch Colour Touch Screen Infotainment System	X	X	X	X
Apple Carplay & Android Auto	X	X	X	X
Radio with RDS	X	X	X	X
Speakers	6	6	6	6
Front USB Port	X	X	X	X
Charging USB Ports (Front & Rear)	X	X	X	X
Number of USB Ports	2	2	2	2
LED High Mounted Stop Lamps	X	X	X	X
Luggage Lamp	X	X	X	X
Tilt Adjustable Steering (Manual)	X	X	X	X
3.5" Mono TFT LCD Screen	X	X	X	-
Bench Folding Seats	X	X	X	X
Overhead Console Lamp & Sunglass Case	X	X	X	X
Leather Steering Wheel & Gear Shifter	-	X	X	X
Roof Rack	-	X	X	X
Electric Side Mirrors with Integrated Turn Signals	-	X	X	X
Front Fog lights	-	X	X	X
4.2" TFT LCD Supervision Cluster	-	-	-	X
Artificial Leather Seats with Red Stitching	-	-	-	X
Folding Electric Side Mirrors	-	-	-	X
Electrochromatic Mirror	-	-	-	X
Cruise Control	-	-	-	X
Automatic Temperature Control	-	-	-	X
Rear Combination Lights - LED	-	-	-	X
Drive Mode Select	-	-	-	X





Movement that inspires